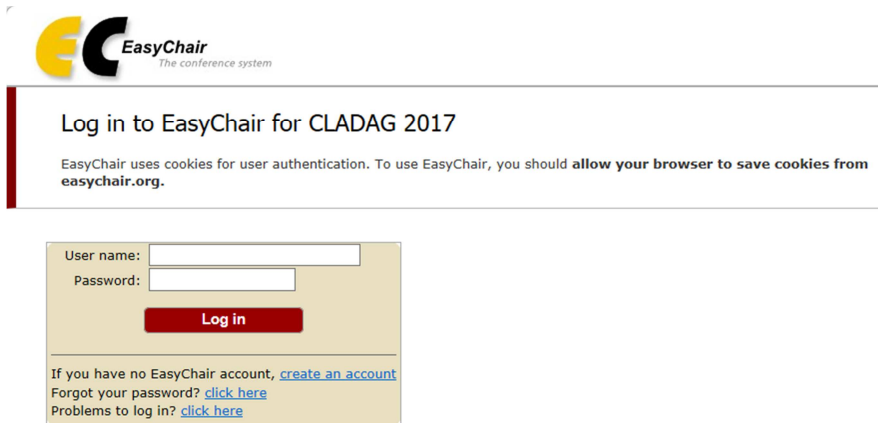


EasyChair submission for Review

Go to the CLADAG 2017 conference submission system webpage on EasyChair:
<http://www.easychair.org/conferences/?conf=cladag2017>.



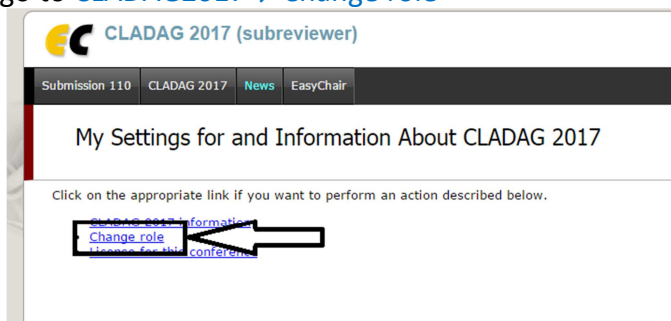
STEP 1: Log in to conference system

- If you already have an EasyChair account then use your *User name* and *Password* to log in
- otherwise click on [create an account](#).

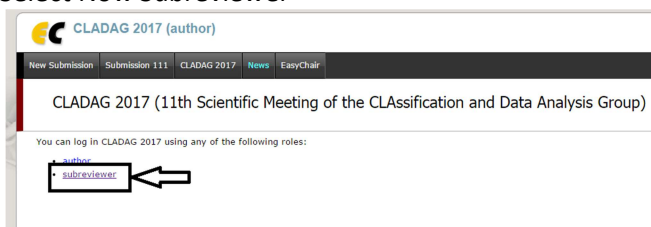
STEP 2: Change role (as subreviewer)

You need to be a “subreviewer” to review the paper.

- If it is your first time on EasyChair, go to STEP 3
- If you are already an “author” for CLADAG2017, you need to change your role from “author” to “subreviewer” to be able to access the paper and submit your review. To do so, go to [CLADAG2017](#) → [Change role](#)

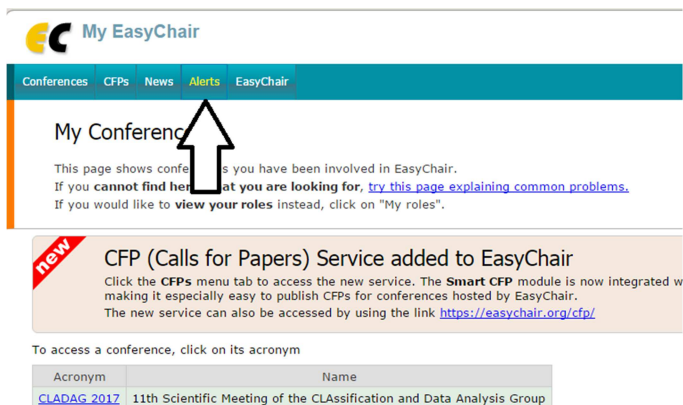


- Select Now Subreviewer

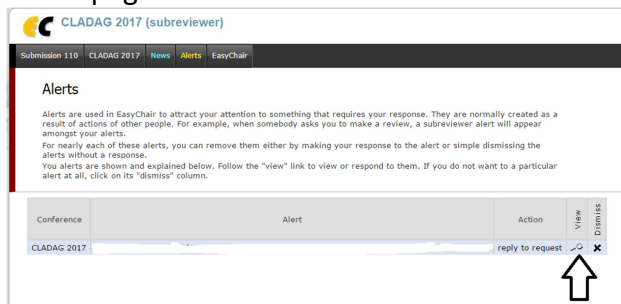


STEP 3: Accept and write a review

- Select the **Alerts** for new review assignments or notes.



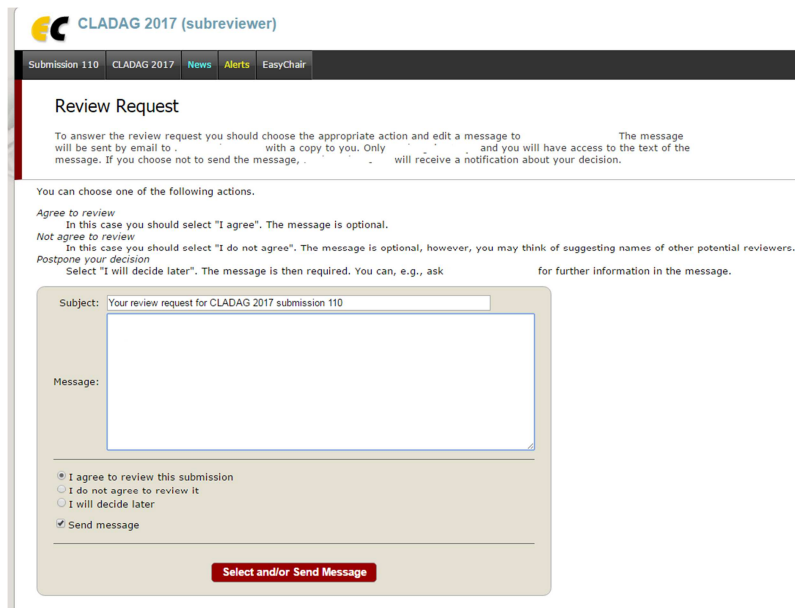
- At the Alerts page, you can see **all the reviews assigned to you** (review requests). You can select the View option to access more information on the review that is requested from you. If you click at the dismiss cross icon, the review assignment will no longer show on the Alerts page.



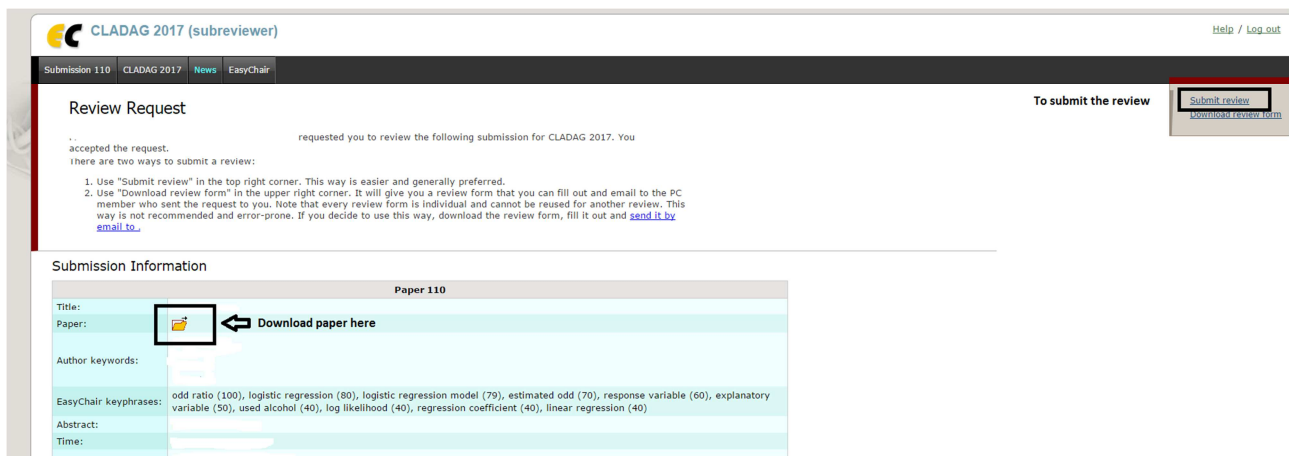
- Once you access the information on the review assignment, you can answer to the review request by clicking the **Answer request** in the right menu. You need to **accept** the review request, to write the review. You can also **decline** the review request here. Please answer the request **as soon as possible** to let ClaDAG2017 know whether you are willing to review the paper or not.



- You can also add a message to the person who requested the review from you, suggesting other possible reviewers or adding any information you deem necessary. This message (along with your decision) will be sent to ClaDAG2017 when you click the Select and/or send message button.



- Now you can access the submissions you have agreed to review through the Submission # items in the main menu (# indicates the number of the submission).
- Once you select a submission, you can download the paper and submit you review , by clicking the “Submit review” in the right menu.



- A review form appears, where you are asked to evaluate a few aspects of the paper and provide final decision. Do not forget to click the “Submit review” button when you are finished with the review.

CLADAG 2017 (subreviewer)

Submission 110 | CLADAG 2017 | Home | EasyChair

Add New Review on CLADAG 2017 Submission 110

Fill out the following form and click "Submit Review".
When you submit your review, you will receive a notification by email.
You cannot add attachments to your review using this form. To attach a document to your review, you should email it to [redacted]

Paper information

Title: [redacted]
Authors: [redacted]
PC member: [redacted]

Evaluation

Originality (*). The paper presents new methodological results.
 5: excellent
 4: good
 3: fair
 2: poor
 1: very poor

Conference theme (*). The content of the paper matches the scope and the themes of the conference.
 5: excellent
 4: good
 3: fair
 2: poor
 1: very poor

Applicability (*). The results are illustrated on the ground of applications and/or numerical simulations.
 5: excellent
 4: good
 3: fair
 2: poor
 1: very poor

Presentation (*). The paper is clear and well written.

Bibliography (*). The paper presents updated and relevant references.
 5: excellent
 4: good
 3: fair
 2: poor
 1: very poor

Overall Quality (*). The overall quality of the paper is
 5: excellent
 4: good
 3: fair
 2: poor
 1: very poor

Comments to the programme Committee. Please, be free to send your Confidential Comments to the programme Committee.

Comments to the Author. Please, be free to send your Comments to the Author's.

Check of the formal requirements. Does the paper satisfy formal requirements for being published in electronic version of CLADAG2017 Proceedings with ISBN?
 Yes

Submit review ←

Thanks for your cooperation!